LC Districts
Interreg Europe

European Union
European Regional
Development Fund

JOINT SEAP VALLESINA
Joint Sustainable Energy Action Plan for the group of municipalities of Vallesina

Andrea Capitanelli

Energy expert, Sviluppo Marche Srl (SVIM)

acapitanelli@svim.eu

LC Districts
Interreg Europe

JOINT SEAP VALLESINA

Joint Sustainable Energy Action Plan for the group of municipalities of Vallesina

Covenant of Mayors for Climate & Energy

Svim

Joint SE(C)AP - definition

The Joint SE(C)AP - *Sustainable Energy (and Climate) Action Plan* - approach aims to reduce GHG emissions by at least 40% by 2030, adapt to the impacts of climate change and alleviate energy poverty in cluster of small-sized municipalities within the same territorial area, **ensuring territorial continuity**.

The Joint SECAP aims to promote **institutional cooperation** and common approaches between local authorities operating in the same territorial area.

	Individual SECAP	Joint SECAP option 1	Joint SECAP option 2
CO_2 Emissions Reduction Target	1	1	2
Emission Inventory	1	1	2
SECAP Actions	1	2	2
SECAP Municipal Council Approval	1	1	1
SECAP Template Submission	1	1	2
SECAP Document Submission	1	2	2
Signatory Profile on the Website	1	1	1

1 individual | 2 shared

The group defines a common long-term vision, prepares a Baseline Emission Inventory and a Risk and Vulnerability Assessment, and identifies a set of actions to be undertaken on the territories of the members of the group.

Recommendations for Joint SE(C)AP development

Small territorial municipality (More than 70% of these signatories come from Italy, where the group approach has proven to be suitable due to the small size of most municipalities.)

Lack of human and economic resources

Neighbouring municipalities with the same territorial and economic characteristics

Collaborations already active with neighbouring municipalities

Opportunity of initiating wider processes and actions having more municipalities involved

Institution in the territory that collaborates with several neighboring municipalities.

The groups are composed of 7/12 municipalities with a population of about 40,000 inhabitants per group.

Joint SE(C)AP opportunities and benefits

- Joint approach to climate change mitigation (and adaptation) delivers **more effective results** than an isolated case
- **High-impact actions** can be developed more easily by pooling the various skills within neighbouring local authorities
- Municipalities involved in the joint implementation of measures may sometimes benefit from **economies of scale**, such as in public procurement.
- Addressing the **lack of human and financial resources** to achieve the CoM's commitments
- Easier involvement of stakeholders
- Have authority in the territory that develops common actions

Multi-level governance process

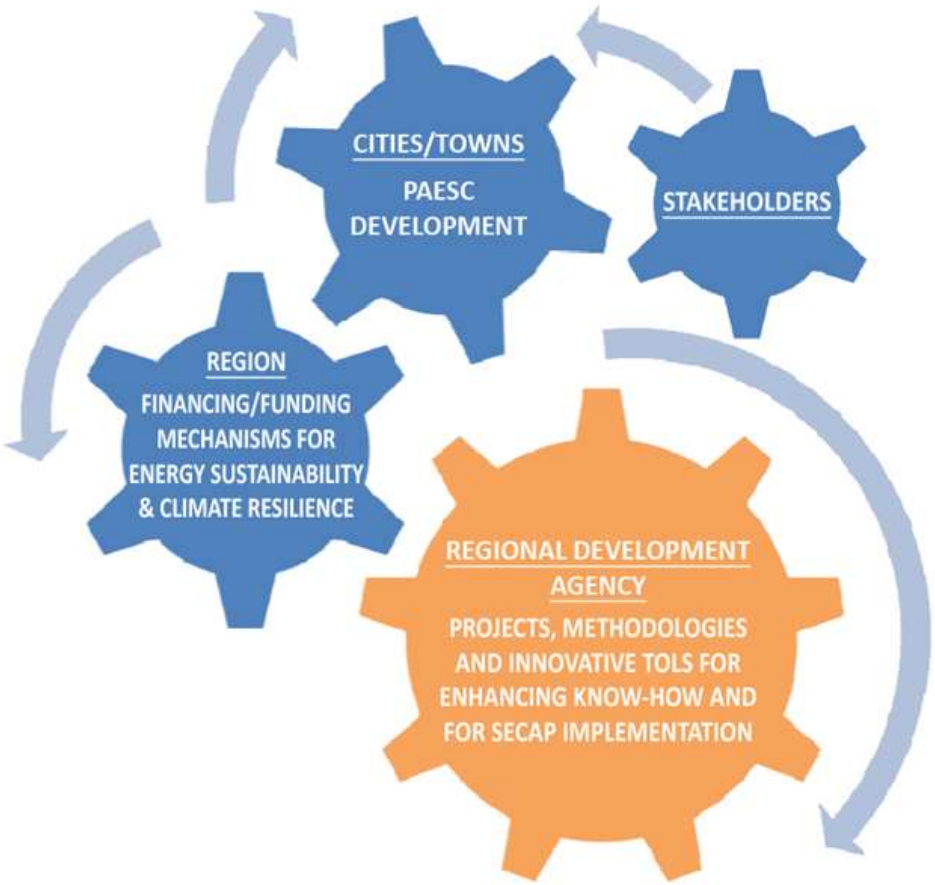

STRATEGIC APPROACH

LEB

LOCAL ENERGY (& CLIMATE) BOARD

> Marche Region + SVIM

> Local authorities

> Private and public stakeholders

Multi-level governance process

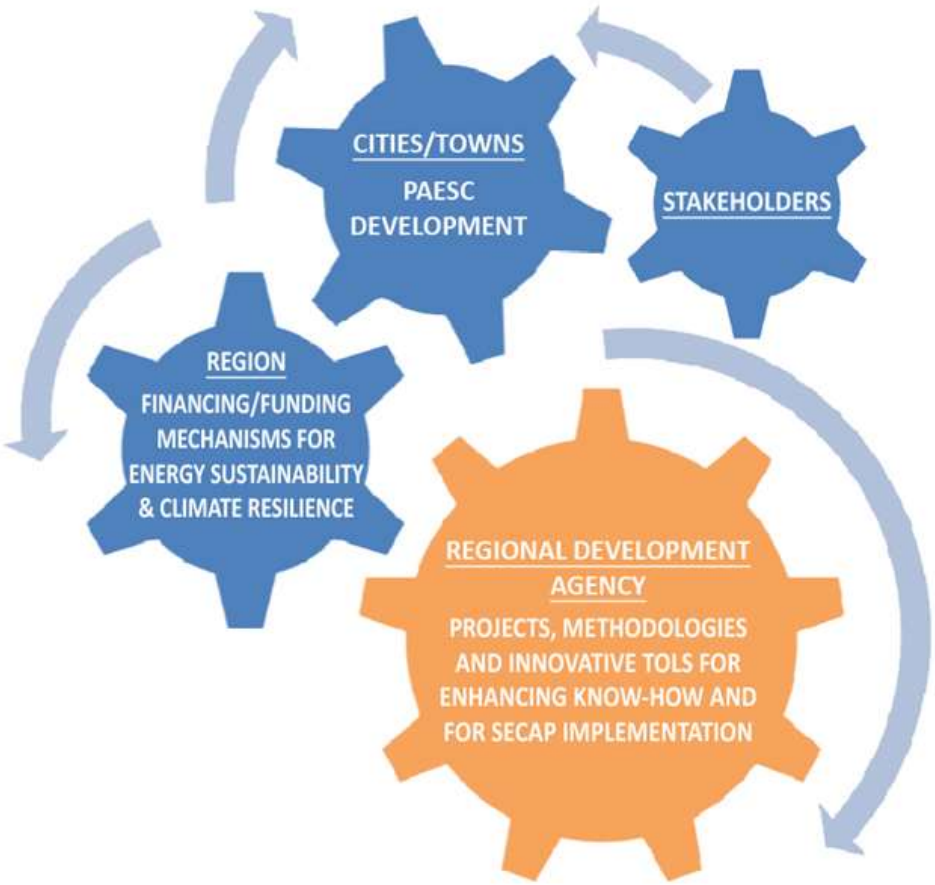

VERTICAL GOVERNANCE

- Collaboration with Marche Region
- European funding programmes and support by Svim
- Regional and local political will for a joint plan
- Common goals to tackle climate and energy challenges
- Establishment of Local Energy Board (LEB)
- Covenant of Mayors adhesion
- Common goals, vision, strategies, actions

Multi-level governance process

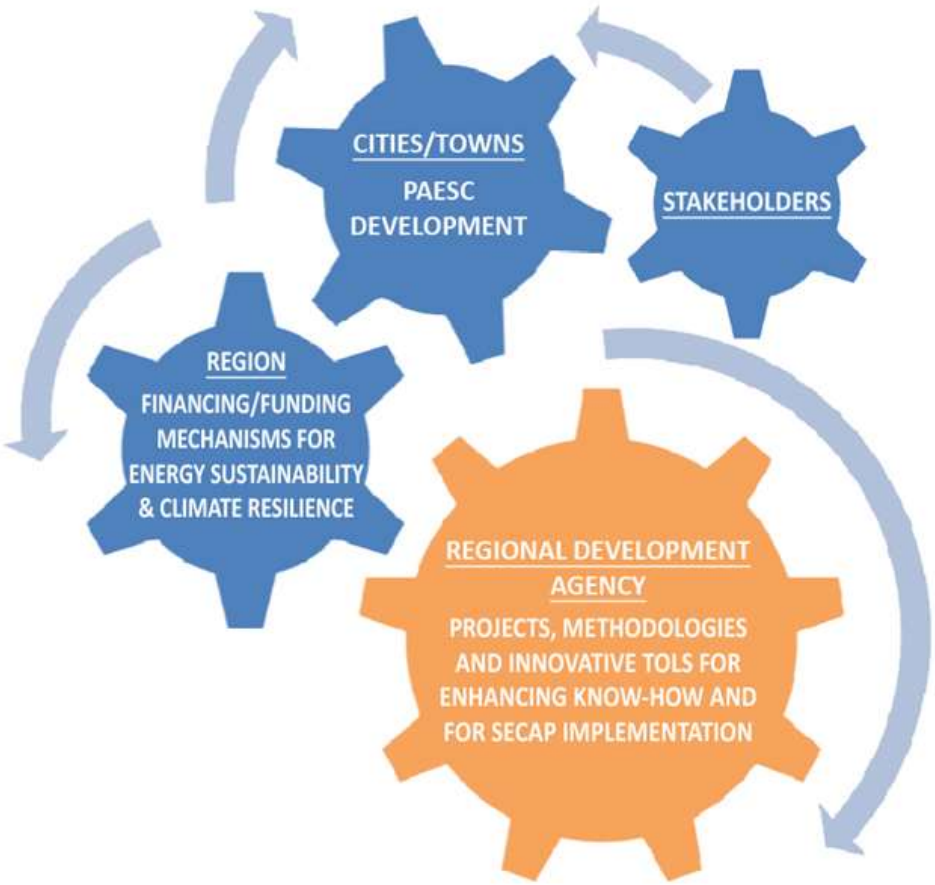

HORIZONTAL GOVERNANCE

- 11 small-medium sized towns
- Management and planning problems/issues
- Local Union of Municipalities and communities since 1982
- Establishment of the ‘in house company’ Consorzio Intercomunale di Servizi (Inter-municipal consortium)
- Need to collaborate!!!

The Joint SEAP Vallesina

		Km^2	Inhabitants
1.	Castelbellino	6,05	5.009
2.	Castelplanio	15,32	3.549
3.	Maiolati Spontini	21,49	6.212
4.	Mergo	7,28	1.500
5.	Monte Roberto	13,51	3.097
6.	Montecarotto	24,39	1.920
7.	Poggio San Marcello	13,36	682
8.	Rosora	9,41	1.943
9.	San Paolo di Jesi	10,11	912
10.	Serra San Quirico	49,33	2.757
11.	Staffolo	27,5	2.210
	'VALLESINA'	197,5	29.791

Operative methodology

- Initial meeting
- Data collection mediated from CIS
- Identifying a common vision
- Meetings to share methodology to develop actions
- Identification of actions (individual and shared)
- Actions developed with support from the CIS
- Development of the Plan
- Approval of the Plan in every City Council
- Improvement actions and monitoring

Data collection and BEI

FINAL ENERGY CONSUMPTION [MWh]		
Sector		**Total**
BUILDINGS, EQUIPMENT/FACILITIES AND INDUSTRIES		
Municipal buildings, equipment/facilities		5.688,00
Tertiary (non municipal) buildings, equipment/facilities		63.652,54
Residential buildings		261.988,87
Public lighting		3.806,97
Industry	Non-ETS	186.474,92
	ETS (not recommended)	0,00
Subtotal		**521.611,30**
TRANSPORT		
Municipal fleet		296,75
Public transport		7.229,99
Private and commercial transport		251.933,08
Subtotal		**259.459,82**
TOTAL		**781.071,12**

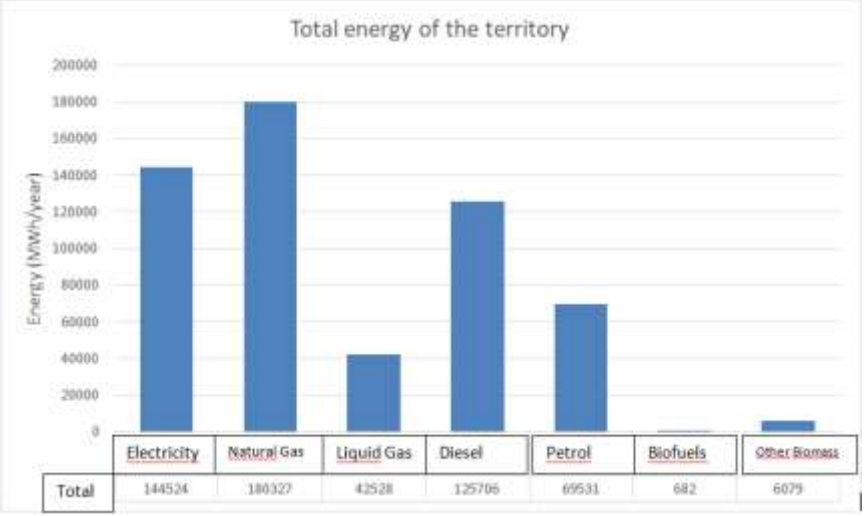

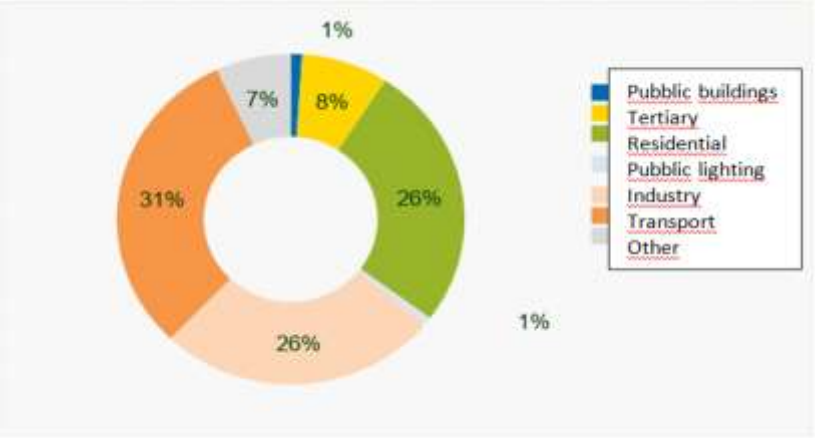

From BEI to Actions

Emissions in 2005 147.195 tCO_2 → **38 actions divided in 8 sectors** → **Emissions in 2030 85.534 tCO_2** → **Emissions saved 60.661 tCO_2**

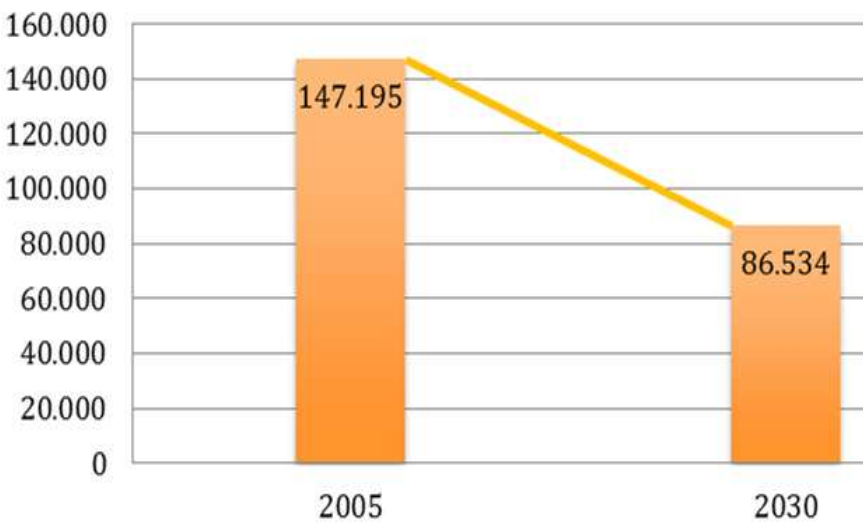

2030 Target		
Base year BEI	2005	
Emission	147.195	tCO_2
Procapite Emission	5,29	tCO_2
Inhabitants	31.477	
Target year	2030	
Minimum target 40%	58.878	tCO_2
Expected saved emissions	60.661	tCO_2
Percentage	41,21	%
Emission expected at 2030	86.534	tCO_2

Focus 1 – Public lighting

8 municipalities of the 11 have instructed the CIS to carry out an energy efficiency action with the replacement of street lamps with LED lighting and the implementation of integrated technological services with a view of Smart Cities. Nowday, in particular, the replacement of about 6.000 lighting fixtures with LED lamp is under construction.

(POR) MARCHE FESR 2014/2020 ASSE 4, AZIONE 13.2. – INTERVENTO 13.2.1 - “Interventi di efficienza energetica e utilizzo di fonti rinnovabili nella pubblica illuminazione”

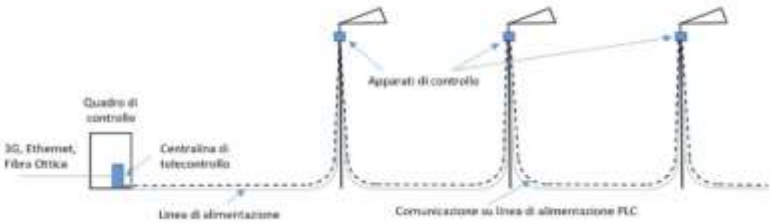

Advantages:

- reduction of the economic offer;
- energy savings;
- extension of remote controlled light points: a total of 2,300;
- extension of remote control units: a total of 84 switchboards;
- Switchboard broadband connections (15)
- Switchboards connected with Broadband (on which to support SMART services)

Focus 1 – Public lighting

Joint SEAP Vallesina sheet

IP 1	Measures for Public lighting - CIS
RESPONSIBLE FOR IMPLEMENTATION CIS	
TIMELINE **START** 2019 **END** 2020	
EXPECTED RESULTS The replacement of 5800 light points will lead to a reduction in consumption (from 3,014,000 kW/ current year to a total consumption to about 690,000 kWh/ year). The local electricity emission factor is 0,435 tCO2/Mwh	
Energy saving [MWh/a]	**2.324,00**
CO2 Emission reduction [t/a]	**1.010,94**

Focus 1 – Public lighting

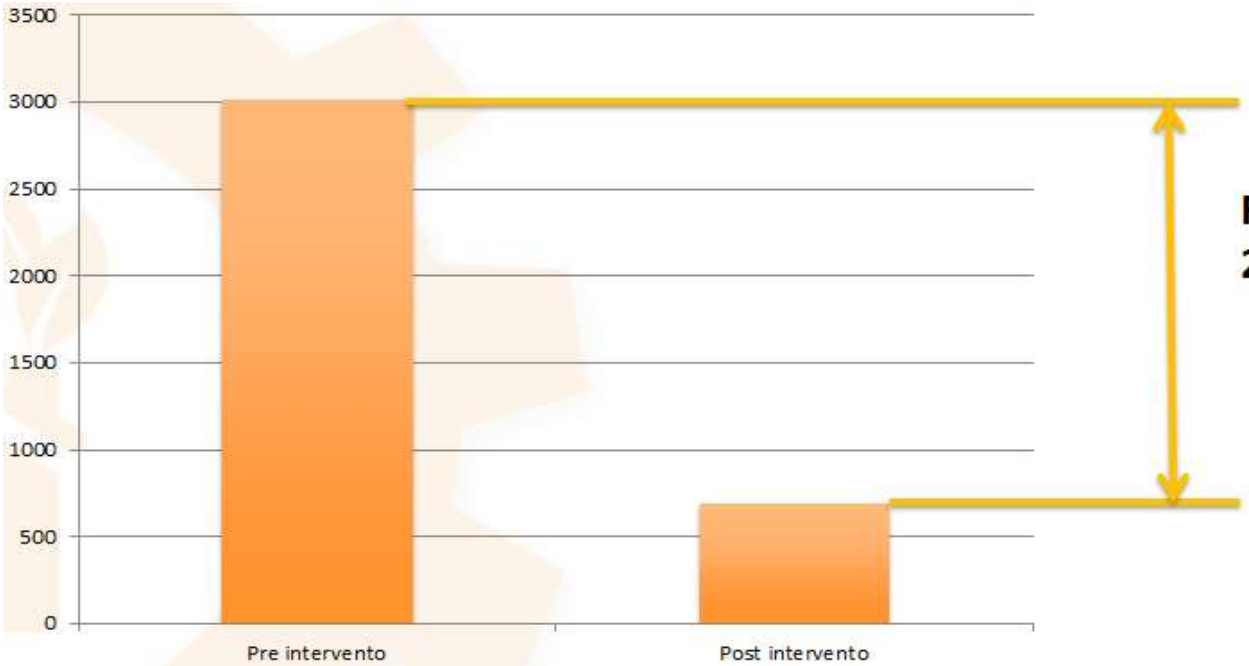

Risparmio 2.324 MWh/a

77% in meno dei consumi

Previous consumption	Expected consumption	Savings	Emissions saved
MWh/a	MWh/a	MWh/a	tCO_2
3.014	690	2.324	1.010

Focus 2 – Sustainable mobility
Bycicle lane

The aim of the action is to reduce road traffic by encouraging cycling and walking. For this purpose, the CIS, coordinating the municipalities of the Joint, has implemented a bycicle lane along the River Esino.

1

Pedestrian/bycicle lane ***La Via dei Tesori***.
Territories included:
Monte Roberto, Maiolati Spontini

Extent: 5.180 mt

Focus 2 – Sustainable mobility Bycicle lane

The aim of the action is to reduce road traffic by encouraging cycling and walking. For this purpose, the CIS, coordinating the municipalities of the Joint, has implemented a bycicle lane along the River Esino.

2

Pedestrian/bycicle lane ***La Via dei Tesori***.
Territories interconnected as a result of the project Flumen: Serra San Quirico

Extent: 350 mt

Focus 2 – Sustainable mobility
Bycicle lane

The aim of the action is to reduce road traffic by encouraging cycling and walking. For this purpose, the CIS, coordinating the municipalities of the Joint, has implemented a bycicle lane along the River Esino.

3

Linear River Park -
F.L.U.M.E.N. project
Territories included:
Castelplanio, Maiolati Spontini, Mergo e Rosora

Extent: 5.000 mt

Focus 2 – Sustainable mobility
Bycicle lane

The bycicle lane was made due to **several contributions**:

- Regional Funds
- Provincial Funds
- CIS (In-house providing service company)
- Private Fund (2 km Loccioni industries)

Important the willingness of the actors to stay together and involve more entities to work in synergy on projects!

Focus 2 – Sustainable mobility
Bycicle lane

4 Marche Region has allocated 7,1 Ml€ for **Esino Bycicle lane**

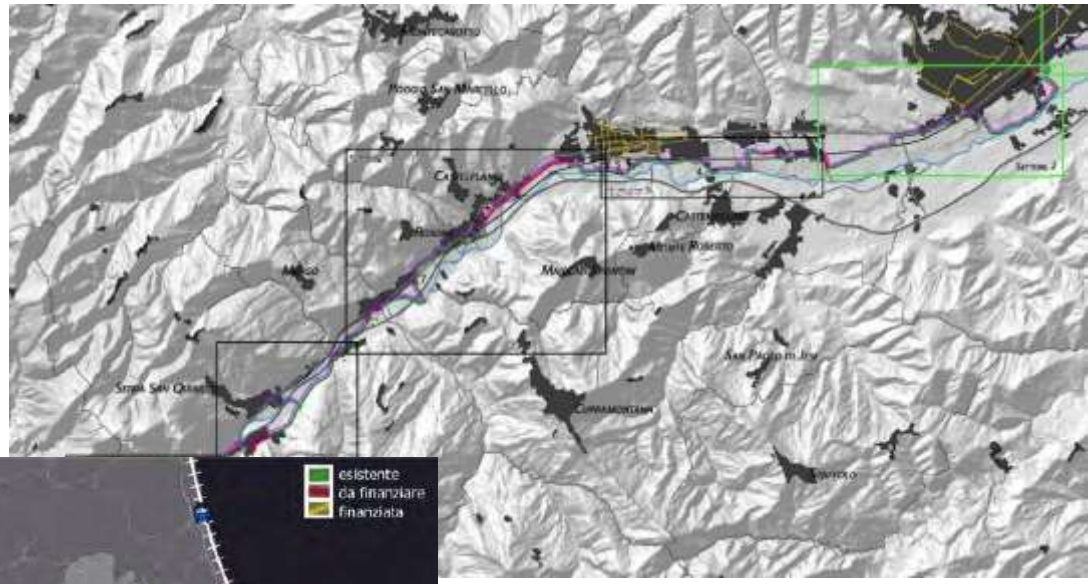

Focus 2 – Sustainable mobility
Bycicle lane

Joint SEAP Vallesina sheet

TRA 3	Bycicle lane Esino Valley
RESPONSIBLE FOR IMPLEMENTATION CIS	
EXPECTED RESULTS The calculation of the reduction of CO2 emissions was carried out with the "*Methodological data sheets for the calculation of the Co2eq reductions, energy savings and renewable energy production*", Regione Emilia-Romagna and ERVET S.p.A., 2013. **CO2 Emissions reduction [t/a] 1.217,42**	

Joint Municipalities Energy Vision to 2050

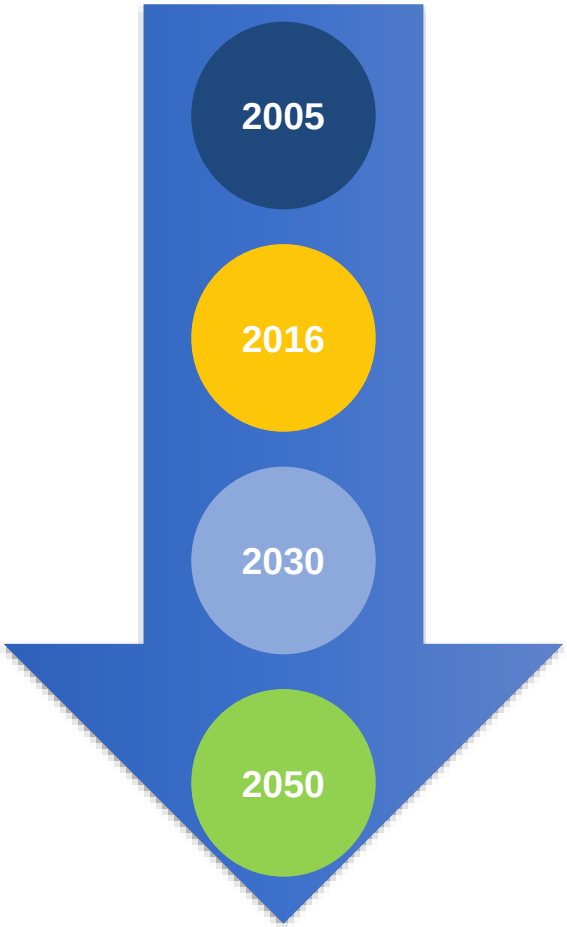

The Vision is that this municipalities strength their commitment to a policy aimed at protecting the environment and safeguarding the health and quality of the population's life. The local administrations strongly believe that environmental sustainability and economic growth can go together promoting investments and job creations. The strategy for climate change mitigation foresees a progressive reduction of CO2 emissions with the goal of the 40% GHG-reduction target by 2030. The 2050's long term vision include new targets for the decarbonisation, improvements in the capacity to adapt to unavoidable climate change impacts, and strategies to guarantee secure, sustainable and affordable energy.

Joint Municipalities Energy Vision to 2050

Main Energy Challenges Identified

- Energy efficiency
- Promote the use of the electricity source
- Increase the use of renewable sources, in particular the solar and wind source
- Energy self-sufficiency facilitated by self-consumption
- Reduction of fossil fuel consumption
- Reduction the GHG emission in the transport
- Technological development and circular economy

Joint Municipalities Energy Vision to 2050

Possible integrated and strategic energy measures Identified

- Increase the use of RES for electricity production due to the electricity consumption in the buildings sector
- Reduce the energy consumption of the buildings mainly with the implementation of energy efficiency interventions in the building envelop
- Increase the use of Heat Pumps for heating and cooling in the buildings
- Reduce the consumption of diesel and gasoline in private and commercial transport with the implementation of energy efficiency interventions or the promotion of a more environmental friendly fuels such as LPG or natural gas

LC Districts

Interreg Europe

European Union
European Regional
Development Fund

Thank you!

Questions welcome

Project smedia